PUFCO
compressor

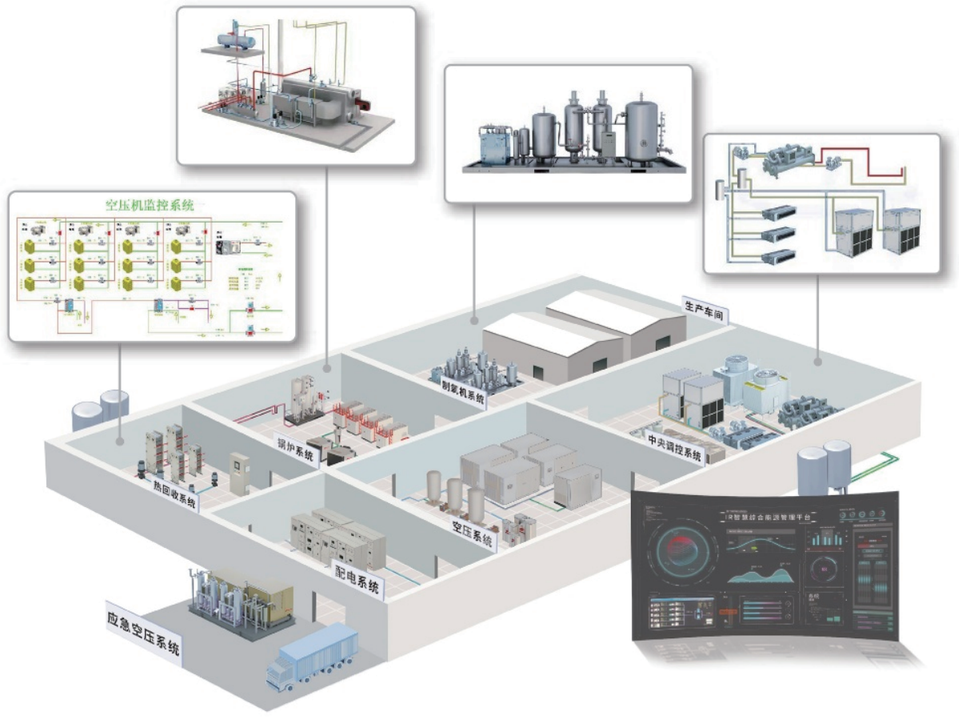

致力于为用户提供系统性全方位节能产品和解决方案

Committed to providing users with systematic all-round energy-saving products and solutions

普菲科压缩机(上海)有限公司
PUFCO Compressor (Shanghai) Co., Ltd.

Contact Information:

Address: No.88 Qin'an Street, Xiaokunshan Town, Songjiang District, Shanghai, China

Tell:400-639-9816

CN: www.pufcocompressor.com
EN: en.pufcocompressor.com
ES: es.pufcocompressor.com
FR: fr.pufcocompressor.com
AR: ar.pufcocompressor.com
RU: ru.pufcocompressor.com

PUFCO
compressor 普菲科压缩机



Innovation·Energy Efficiency·Creating Common Value
节能创新
共享价值

普菲科压缩机(上海)有限公司
PUFCO Compressor (Shanghai) Co., Ltd.

COMMITTED TO PROVIDING USERS WITH SYSTEMATIC ALL-ROUND ENERGY-SAVING

PRODUCTS AND SOLUTIONS

致力于为用户提供系统型全方位节能产品和解决方案

A COMPANY PROFILE
公司简介

PUFCO Compressor (Shanghai) Co., Ltd. is a factory committed to research and development, production and sales of air compressor products.

We Design of products according to different operating conditions to ensure continuous breakthroughs in research and development of core technology. Imported the core parts from Europe and adopt the European standard assembly line to produce them. We have the world's leading production equipment including flexible sheet metal processing, five-axis processing, three-coordinate measuring instrument, By this way, we strictly control the import rate of the original arts produced by domestic production bases, so as to synchronize the performance indicators of each PUFCO air compressor with the European standard



















B CORPORATE CULTURE
企业文化

Mission | Committed to providing users with comprehensive industrial gas system solutions

Vision | Strive to satisfy employees' material needs and enrich their spiritual life, commit to being the best enterprise in the industry, and achieve common growth and development with customers.

HEALTHY ATTITUDE

Happy | Pursue the material, spiritual and family happiness of our employees and develop and grow together with the company.

Honest | Keep our promises to our customers and partners and build up our brand reputation with integrity.

Innovation | Improve the ability to improve the company's management ability and product quality through continuous learning.

Self-Reflection | Courageously reflecting on a fault and resolutely trying to correct it.

Behavioural models

1、Value Application Model
Creating reasonable value, spreading sincerity, goodness and beauty, and advocating replicable honours.

2、Mindfulness cognitive model
Think of the good when it's hard, and the hard when it's good.

3、Self-learning model
Learn from the best others and be the best you can be.

4、Goal attainment model
Break down the goals, quantify the broken down goals, and use the quantification to demonstrate normality.

5、Work processing mode
Everything is dealt with in advance, everything is dealt with in time, today's work is done today, and you do your own work.

6、Evaluation criteria model
Systems and management rules are the standard by which all work is judged.

7、Service mode
Being earnest ensures correctness, while dedication achieves excellence.

DEVELOPMENT HISTORY
发展历程

2011
PUFCO brand established

2012
Beijing, Guangzhou and Zhengzhou offices were established at the same time

2014
Shanghai Warehouse Operation Centre established

2015
Vietnam and Indonesia offices opened

2018
Establishment of PUFCO Shanghai

2016-2020
Five regional sales and service centres were established in East China, South China, West China, North China and Northeast China.

2021
Beijing Warehouse Operation Centre was established Lanzhou and Xi'an offices were set up

2022
Saudi Arabia, UAE offices opened Kazakhstan office opened

2023
Mexico office opened

2024
Brazil, Africa, Indonesia, Belarus office in preparation


真空泵



压缩空气干燥机



PSA 制氮机


螺杆空压机


离心式压缩机


矿用柴油空压机


一体式空压机

D PRODUCT SERIES
系列产品

OIL-INJECTED SCREW AIR COMPRESSOR

7.5~400KW energy-saving model



This 7.5 - 400KW energy-saving oil-injected screw air compressor provides efficient, energy-saving, and reliable compressed air solutions for a wide range of industries, thanks to the advantages of the main engine, intake valves, cooling system, and overall design.

Air End
The core components of the host adopt European standards to ensure efficient and stable operation and reliable quality.

Air Inlet Valve
Precise adjustment of air intake reduces energy loss, improves compression efficiency, adapts to various working conditions, and further saves energy.

Cooling system
Air-cooled or water-cooled can be selected. Air-cooled is easy to maintain, low running cost; water-cooled has good cooling effect, long time stable operation.

System Design
Optimising the internal and external layout reduces energy consumption and friction, improves air quality and yield, and reduces noise.

OIL-NJECTED SCREW AIR COMPRESSOR PPARAMETRIC

Name	Model	Power (KW)	Pressure (Mpa)	Exhaust Vol. (m³/min)	Size (mm)			Weight (kg)	Outlet Diameter
					Length	Width	High		
Oil-injected screw air compressor	FA-7	7.5KW	0.75	1.32	850	700	920	150	RP1/2
			0.85	1.2					
			1.05	0.86					
Oil-injected screw air compressor	FA-11	11KW	0.75	1.65	1000	750	1000	240	RP3/4
			0.85	1.5					
			1.05	1.3					
			1.3	1.1					
Oil-injected screw air compressor	FA-15	15KW	0.75	2.5	1000	750	1000	240	RP3/4
			0.85	2.3					
			1.05	2.1					
			1.3	1.5					
Oil-injected screw air compressor	FA-22	22KW	0.75	3.8	1180	850	1160	310	RP1
			0.85	3.6					
			1.05	3					
			1.3	2.8					
Oil-injected screw air compressor	FA-30	30KW	0.75	5.5	1350	850	1160	400	RP1
			0.85	5					
			1.05	4.2					
			1.3	3.2	1180	850	1160	310	RP1
Oil-injected screw air compressor	FA-37	37KW	0.75	6.7	1500	1000	1390	510	RP1 1/2
			0.85	6.2					
			1.05	5					
			1.3	4.1					
Oil-injected screw air compressor	FA-45	45KW	0.75	8.5	1500	1000	1390	670	RP1 1/2
			0.85	8					
			1.05	7.6					
			1.3	6.2	1500	1000	1390	510	RP1 1/2
Oil-injected screw air compressor	FA-55	55KW	0.75	11.2	1900	1250	1560	1000	RP2
			0.85	10					
			1.05	8.2					
			1.3	7					
Oil-injected screw air compressor	FA-75	75KW	0.75	13.2	1900	1250	1560	1100	RP2
			0.85	12.6					
			1.05	9.2					
			1.3	8.9					
Oil-injected screw air compressor	FA-90	90KW	0.75	15.6	1900	1250	1560	1200	RP2
			0.85	15					
			1.05	12.6					
			1.3	11.9					
Oil-injected screw air compressor	FA-110	110KW	0.75	21.6	2300	1470	1840	1600	RP2 1/2
			0.85	20					
			1.05	17.3					
			1.3	15.5					
Oil-injected screw air compressor	FA-132	132KW	0.75	24.8	2300	1470	1840	1800	RP2 1/2
			0.85	21.3					
			1.05	19.8					
			1.3	19					
Oil-injected screw air compressor	FA-160	160KW	0.75	29.6	2300	1470	1840	2000	RP2 1/2
			0.85	27.6					
			1.05	23.2					
			1.3	23.2					
Oil-injected screw air compressor	FA-185	185KW	0.75	31.6	2540	1640	1840	2600	RP2 1/2
			0.85	30.4					
			1.05	27.6					
			1.3	26					
Oil-injected screw air compressor	FA-220	220KW	0.75	38.8	3200	1980	2150	3600	DN100
			0.85	37.9					
			1.05	30.4					
			1.3	28.6					
Oil-injected screw air compressor	FA-250	250KW	0.75	42.5	3200	1980	2150	3800	DN100
			0.85	40.5					
			1.05	34.3					
			1.3	31.3					

Energy saving and consumption reduction

15-40%



The Value of Inverter Compressors

·Energy saving and consumption reduction (electricity costs) of 15-40%.

Start-up advantages

·Inverter soft start, smooth linear operation, avoiding the peak current of traditional start-up, prolonging the service life of the motor and electromagnetic contactor, and reducing the risk of fines due to overloaded power consumption.

Variable Flow Control

·Industrial frequency air compressor can only operate at a fixed exhaust volume, while inverter air compressor can adjust the motor speed according to the actual air consumption and adapt to a wider range of exhaust volume.

·When the air consumption is low, the compressor will automatically sleep to reduce energy loss.

·Optimised control strategies further enhance energy saving.

Low Noise

·Variable frequency drive reduces mechanical noise and wear and tear.

·If the fan adopts variable frequency drive, it can significantly reduce the overall noise of the air compressor.

Voltage regulator performance

·The variable frequency air compressor provides stable air pressure by starting gently with a PID regulator and responding quickly to fluctuations in air consumption.

·Compared with the traditional industrial frequency control, the air pressure stability is greatly improved.

PM VSD SCREW AIR COMPRESSOR PARAMETERS

Name	Model	Power (KW)	Pressure (Mpa)	Exhaust Vol. (m^3/min)	Cooling Method	Size (mm)			Weight (kg)	Outlet Diameter
						Length	Width	High		
PM VSD screw air compressor	FVA-7	7.5KW	0.75-1.3	0.28-1.2	Air/Oil	760	620	840	140	R1/2
PM VSD screw air compressor	FVA-11	11KW	0.75-1.3	0.41-1.97	Air/Oil	1000	750	1020	240	R3/4
PM VSD screw air compressor	FVA-15	15KW	0.75-1.3	0.66-2.6	Air/Oil	1000	750	1020	240	R3/4
PM VSD screw air compressor	FVA-18	18KW	0.75-1.3	0.88-3.16	Air/Oil	1180	850	1160	310	R1
PM VSD screw air compressor	FVA-22	22KW	0.75-1.3	0.95-3.85	Air/Oil	1180	850	1160	310	R1
PM VSD screw air compressor	FVA-30	30KW	0.75-1.3	1.55-5.51	Air	1180	850	1160	310	R1
PM VSD screw air compressor	FVA-37	37KW	0.75-1.3	1.81-6.8	Air/Oil	1280	1000	1290	500	R1-1/2
PM VSD screw air compressor	FVA-45	45KW	0.75-1.3	2.18-8.1	Air/Oil	1280	1000	1290	500	R1-1/2
PM VSD screw air compressor	FVA-55	55KW	0.75-1.3	2.76-10.2	Air/Oil	1900	1250	1560	1000	R2
PM VSD screw air compressor	FVA-75	75KW	0.75-1.3	3.67-12.46	Air	1900	1250	1560	1100	R2
PM VSD screw air compressor	FVA-90	90KW	0.75-1.3	4.72-15.55	Air	1900	1250	1560	1200	R2
PM VSD screw air compressor	FVA-110	110KW	0.75-1.3	5.19-19.53	Air	2300	1470	1840	1600	DN80
PM VSD screw air compressor	FVA-132	132KW	0.75-1.3	6.57-22.41	Air	2300	1470	1840	1800	DN80
PM VSD screw air compressor	FVA-160	160KW	0.75-1.3	8.42-28.12	Air	2300	1470	1840	2000	DN100
PM VSD screw air compressor	FVA-185	185KW	0.75-1.3	9.64-30.39	Air	2540	1640	1840	2600	DN100
PM VSD screw air compressor	FVA-200	200KW	0.75-1.3	10.93-37.18	Air	2540	1640	1840	2600	DN100
PM VSD screw air compressor	FVA-220	220KW	0.75-1.3	11.89-42.85	Air	3200	1980	2150	3600	DN100
PM VSD screw air compressor	FVA-250	250KW	0.75-1.3	14.42-45.32	Air	3200	1980	2150	3800	DN100

一体式空压机

All-in one Air Compressor



Product Characteristics

1.Quick and convenient, with its own air storage tank, cold dryer, filter, no need for pipeline connection, to provide you with clean air.

2.Space-saving, compact compressor system.

3.Durable and stable Air End.

4.Cyclone type internal and external oil separation drum design, reduce the oil content of the air.

5.Wrap-around oil separation design, low pressure loss, high life, reduce your maintenance cost.

6.E3 motors, saving on electricity costs.

7.IP54, class B temperature rise motor is suitable for dusty, high temperature and other harsh environments.

8.Electrical components and oil/gas separation filtration modules susceptible to high-temperature damage are placed in the cold room to extend the unit's service life.

9.Motor overload protection.

10.Overpressure safety reduction systems.

11.Optimised damping pads to reduce vibration and reduce noise

12.High temperature shutdown protection.

13.IOT system, you can check the machine operation on your mobile phone.

ALL IN ONE AIR COMPRESSOR TECHNICAL PARAMETERS

Model	Power (KW)	Power (HP)	Pressure Mpa	Exhaust Vol. m^3/min	Exhaust Vol. cfm	Size (mm)			Weight (kg)	Outlet Diameter
						Length	Width	High		
FA-7T	7.5	10	0.7	1	35	1500	660	1320	260	RP1/2
			0.8	1	35					
			1.05	0.85	29.75					
FA-11T	11	15	0.75	1.5	52.5	1770	770	1600	420	RP3/4
			0.85	1.5	52.5					
			1.05	1.3	45.5					
			1.3	1.1	38.5	1850	770	1600	450	RP3/4
FA-15T	15	20	0.75	2.3	80.5	1770	770	1600	480	RP3/4
			0.85	2.3	80.5					
			1.05	2.1	73.5					
			1.3	1.5	52.5	1850	770	1600	480	RP3/4
FA-22T	22	30	0.75	3.2	112	1770	870	1850	480	RP1
			0.85	3.2	112					
			1.05	3	105					
			1.3	2.8	98	1900	850	1840	510	RP1
FVA-7T	7.5	10	0.75	1	35	1550	740	1320	260	RP1/2
			0.85	1	35					
			1.05	0.85	29.75					
FVA-11T	11	15	0.75	1.5	52.5	1770	770	1600	380	RP3/4
			0.85	1.5	52.5					
			1.05	1.3	45.5					
			1.3	1.1	38.5	1850	770	1600	400	RP3/4
FVA-15T	15	20	0.75	2.3	80.5	1770	770	1600	430	RP3/4
			0.85	2.3	80.5					
			1.05	2.1	73.5					
			1.3	1.5	52.5	1850	770	1600	450	RP3/4
FVA-22T	22	30	0.75	3.2	112	1770	870	1850	480	RP1
			0.85	3.2	112					
			1.05	3	105					
			1.3	2.8	98	1850	770	1500	500	RP3/4

LASER SPECIAL ALL IN ONE AIR COMPRESSOR PARAMETERS

Model	Power (KW)	Power (HP)	Pressure Mpa	Exhaust Vol. m^3/min	Exhaust Vol. cfm	Size (mm)			Weight (kg)	Outlet Diameter
						Length	Width	High		
FVA-15TJ	15	20	1.6	1	35	1770	770	1700	400	RP3/4
FVA-22TJ	22	30	1.6	2	70	1850	770	1860	450	RP3/4
FVA-30TJ	30	30	1.6	2.4	84	1850	850	1960	550	RP3/4
FVA-37TJ	37	50	1.6	3	105	2030	850	1960	600	RP3/4

双级压缩永磁变频空压机

TWO-STAGE COMPRESSION PM VSD AIR COMPRESSOR





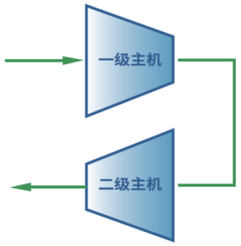

Two-Stage Air End

Isothermal curve design with fluid dynamics to enhance exhaust port isometric compression performance.Ultra-precision micron-level rotor tooth profile ensures optimal meshing clearances, boosting adiabatic efficiency by over 18%.Large-diameter rotor for high flow capacity, paired with low-load long-life bearings (design life ≥100,000 hours).

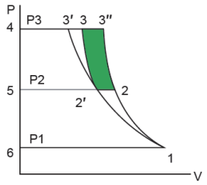

12′3 is an isothermal compression process
123 ″ for one-stage compression process
122′3 is a two-stage compression process

Advantages of Two-Stage Compression

As can be seen from the illustration, the isothermal compression process 613′4 area is the smallest. Two stages then save 2′23″3 area of power over one stage.

Advantages of VSD Starting

Frequency conversion soft start, linear and smooth operation, without the peak current of traditional direct start, effectively improving the service life of the motor and electromagnetic contactor.



Permanent Magnet Motor

Neodymium iron boron magnets and cooling structure design, so that the operating temperature up to 180 ℃. Combined with an inverter to achieve broadband control, high efficiency can be maintained within the rated load range, and performance is better than IE4 class.

TWO-STAGE COMPRESSION PM VSD AIR COMPRESSOR PARAMETERS

Model	Power (KW)	Pressure (Mpa)	Exhaust Vol. (m³/min)	Size (mm)	Weight (kg)	Outlet Diameter
FVA-22Ⅱ	22KW	0.75	4.3	1560X1000X1160	450	RP1
		0.85	4.1			
		1.05	3.5			
		1.3	3.2			
FVA-30Ⅱ	30KW	0.75	6.5	1750X1150X1290	650	RP1 1/2
		0.85	6.1			
		1.05	4			
		1.3	3.7			
FVA-37Ⅱ	37KW	0.75	7.7	1750X1150X1290	650	RP1 1/2
		0.85	7.3			
		1.05	6.1			
		1.3	5.8			
FVA-45Ⅱ	45KW	0.75	10.7	2160X1310X1790	1400	RP2
		0.85	9.2			
		1.05	7.3			
		1.3	7			
FVA-55Ⅱ	55KW	0.75	13.4	2160X1310X1790	1600	RP2
		0.85	12.5			
		1.05	10			
		1.3	9.2			
FVA-75Ⅱ	75KW	0.75	17.3	2160X1310X1790	1800	RP2
		0.85	15.5			
		1.05	12.5			
		1.3	12			
FVA-90Ⅱ	90KW	0.75	21	2360X1610X2050	2400	RP2 1/2
		0.85	20			
		1.05	17.3			
		1.3	15.5			
FVA-110Ⅱ	110KW	0.75	24	2360X1610X2050	2600	RP2 1/2
		0.85	23			
		1.05	20			
		1.3	19.2			
FVA-132Ⅱ	132KW	0.75	30	2360X1610X2050	2600	RP2 1/2
		0.85	27.2			
		1.05	23			
		1.3	22			
FVA-160Ⅱ	160KW	0.75	35	2840X1640X2050	3000	RP2 1/2
		0.85	31.2			
		1.05	27			
		1.3	26.4			
FVA-185Ⅱ	185KW	0.75	41.2	3260X2040X2150	3400	DN85
		0.85	40.7			
		1.05	32			
		1.3	31			
FVA-220Ⅱ	220KW	0.75	49	3600X2040X2150	4500	DN100
		0.85	48			
		1.05	41			
		1.3	35			
FVA-250Ⅱ	250KW	0.75	54	4100X2040X2150	6500	DN125
		0.85	52			
		1.05	44			
		1.3	41			

无油空压机系列
OIL FREE AIR COMPRESSOR

无油涡旋空压机
Oil-free Scroll Air Compressor



This oil-free scroll air compressor combines the multiple advantages of silence, energy efficiency, cleanliness and compact design, and is built for efficient, environmentally friendly air compression needs. Adopting scroll design, it operates quietly and with minimal vibration, ensuring that it does not affect the environment even when working at night. Multiple air compressors are built into one chassis, and through intelligent multi-level control, the number of operating units can be adjusted according to the air consumption, avoiding unnecessary energy consumption and achieving the best energy-saving effect. No oil lubrication is required, and the discharged air and drainage water remain clean, ensuring a fresh environment at all times. The compact design allows for flexible installation in limited space and is suitable for a wide range of locations. In addition, the unit is equipped with a back-up system that ensures automatic switchover in the event of a malfunction and a continuous supply of reliable compressed air.

Product Characteristics

Principle of scroll compressors

The turbine rotor rotates in the sequence shown in Figures 1-2-3-4, air is drawn into the space between the turbine stator and turbine rotor, the volume of the crescent-shaped (point-symmetric) compression chamber decreases, and the compressed air is discharged through the outlet port in the centre section.

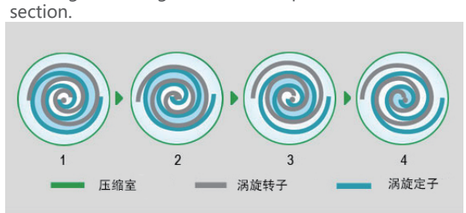

Silent

The scroll compressor is silent and minimally vibrating, providing a comfortable workspace, even during nighttime operation, without worrying about the environment.

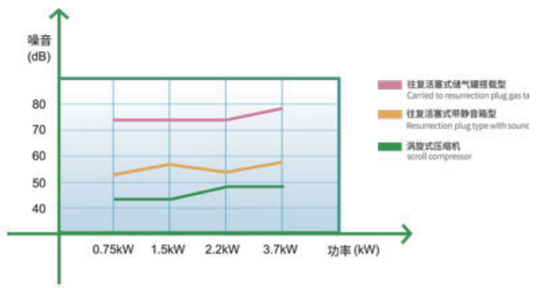

Multi-stage operation

This system combines multiple air compressors in a single case to achieve operation and energy saving through multi-level control. Eliminates unnecessary operation and saves energy.

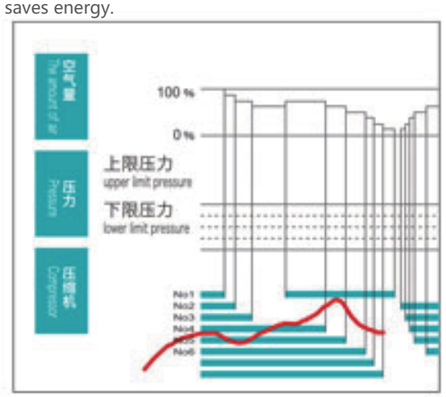

节能性超群的多级控制运转动作(multi stage)
Energy saving multi-level control operation(multi stage)

Optimised Control System

When the amount of air consumed varies, there is a large error due to the different compressor control methods, but after optimisation, the power consumption is suppressed to a low limit, thus realising energy saving.

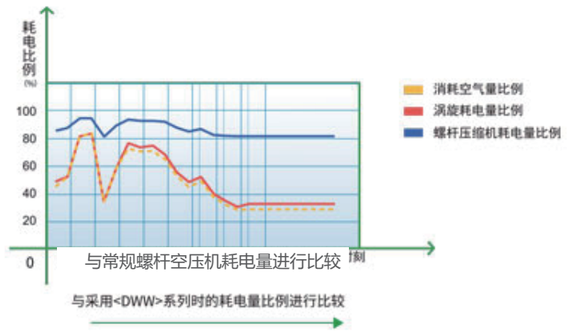

OIL-FREE SCROLL AIR COMPRESSOR PARAMETERS

Name	Model	Power KW	Pressure Mpa	Exhaust Vol. m3/min	Size (mm)			Weight (kg)
					Length (L)	Width (W)	High (H)	
SCROLL AIR COMPRESSOR	FWW-3.0A	3.7	0.7	0.45	680	1000	950	220
			0.8	0.4				
			1.0	0.35				
SCROLL AIR COMPRESSOR	FWW-7.5A	7.5	0.7	0.85	680	1000	950	360
			0.8	0.8				
			1.0	0.7				
SCROLL AIR COMPRESSOR	FWW-11A	11	0.7	1.3	720	1100	1650	430
			0.8	1.25				
			1.0	1.1				
SCROLL AIR COMPRESSOR	FWW-15A	15	0.7	1.7	720	1100	1650	550
			0.8	1.65				
			1.0	1.4				
SCROLL AIR COMPRESSOR	FWW-18A	18.5	0.7	2.3	720	1100	2020	680
			0.8	2.2				
			1.0	1.8				
SCROLL AIR COMPRESSOR	FWW-22A	22	0.7	2.65	1450	1100	1650	900
			0.8	2.56				
			1.0	2.1				
SCROLL AIR COMPRESSOR	FWW-30A	30	0.7	3.6	1450	1100	1650	1100
			0.8	3.5				
			1.0	2.8				
SCROLL AIR COMPRESSOR	FWW-37A	37	0.7	5.3	1450	1100	2020	1300
			0.8	5				
			1.0	3.85				

水润滑
无油空压机

Water-lubricated
Oil-free Air Compressor

Pure air to breathe



No lubricants are used to avoid environmental pollution.

Compression systems without the risk of oil contamination

Product Characteristics

Increased gas production

Low power consumption and high gas production (more than 15%cent increase in gas production for the same power).

Low maintenance costs

Extremely low maintenance costs (consumables: water, water filter cartridge, air filter cartridge)

Ceramic twin-screw air end

Water-lubricated mainframe ensures compressed air is free of oil and gas impurities

High efficiency

High efficiency, single-stage maximum exhaust pressure 1.3Mpa

Water-lubricated Oil-free Air Compressor PARAMETERS

Name	Model	Power KW	Pressure Bar	Exhaust Vol. m3/min	Size（mm）			Weight (kg)	Outlet Diameter
					Length	Width	High		
Water-lubricated Air Compressor	FWW-15	15	7.5	2	1200	900	1200	650	G1"
			8.5	1.94	1600	1100	1500	650	
			10.5	1.66	1200	900	1200	650	
Water-lubricated Air Compressor	FWW-18	18.5	7.5	2.81	1600	1100	1500	800	G1"
			8.5	2.7	1600	1100	1500	800	
			10.5	2.19	1600	1100	1500	800	
Water-lubricated Air Compressor	FWW-22	22	7.5	3.48	1600	1100	1500	850	G1"
			8.5	3.46	1600	1100	1500	850	
			10.5	2.73	1600	1100	1500	850	
Water-lubricated Air Compressor	FWW-30	30	7.5	5.27	1600	1100	1500	920	G1-1/2"
			8.5	5.15	1600	1100	1500	920	
			10.5	3.55	1600	1100	1500	920	
Water-lubricated Air Compressor	FWW-37	37	7.5	6.5	1600	1100	1500	950	G1-1/2"
			8.5	6.26	1600	1100	1500	950	
			10.5	5.21	1600	1100	1500	950	
Water-lubricated Air Compressor	FWW-45	45	7.5	8.2	2200	1400	1800	1500	DN50
			8.5	7.81	2200	1400	1800	1500	
			10.5	6.23	2200	1400	1800	1500	
Water-lubricated Air Compressor	FWW-55	55	7.5	9.32	2200	1400	1800	1600	DN50
			8.5	8.86	2200	1400	1800	1600	
			10.5	7.78	2200	1400	1800	1600	
Water-lubricated Air Compressor	FWW-75	75	7.5	12.41	2200	1400	1800	1750	DN50
			8.5	12.39	2200	1400	1800	1750	
			10.5	10.45	2200	1400	1800	1750	
Water-lubricated Air Compressor	FWW-90	90	7.5	16.48	2400	1700	1800	2300	DN65
			8.5	16.36	2400	1700	1800	2300	
			10.5	12.82	2400	1700	1800	2200	
Water-lubricated Air Compressor	FWW-110	110	7.5	20.45	2400	1700	1800	2800	DN65
			8.5	19.82	2400	1700	1800	2800	
			10.5	15.55	2400	1700	1800	2600	
Water-lubricated Air Compressor	FWW-132	132	7.5	21.99	2400	1700	1800	3200	DN65
			8.5	21.94	2400	1700	1800	3200	
			10.5	19.79	2400	1700	1800	3000	

干式无油空压机

Dry Oil-Free Air Compressor



DRY OIL-FREE AIR COMPRESSOR PARAMETERS

NAME	Model	Power KW	Pressure Mpa	Exhaust Vol. m3/min	Cooling Method	Size（mm）			Weight (kg)
						Length	Width	High	
Dry Oil-Free Air Compressor	FAW-45A	45	0.7	6.8	Air	2000	1200	1650	2600
			0.8	5.9					
			1.0	5.4					
Dry Oil-Free Air Compressor	FAW-55A	55	0.7	8.8	Air	2000	1200	1650	2800
			0.8	8.4					
			1.0	6					
Dry Oil-Free Air Compressor	FAW-75A	75	0.7	12.8	Air	2300	1400	1900	2800
			0.8	10.3					
			1.0	9.3					
Dry Oil-Free Air Compressor	FAW-90A/W	90	0.7	15.8	Air/Oil	2300	1400	1900	3300
			0.8	14					
			1.0	12.8					
Dry Oil-Free Air Compressor	FAW-110A/W	110	0.7	19.4	Air/Oil	2500	1700	2100	3400
			0.8	17					
			1.0	16					
Dry Oil-Free Air Compressor	FAW-132A/W	132	0.7	23.9	Air/Oil	2500	1700	2100	3450
			0.8	21.4					
			1.0	19.2					
Dry Oil-Free Air Compressor	FAW-160A/W	160	0.7	28.4	Air/Oil	2800	1700	2150	3550
			0.8	26.2					
			1.0	23.6					
Dry Oil-Free Air Compressor	FAW-185A/W	185	0.7	32.8	Air/Oil	2800	1700	2150	3950
			0.8	28.2					
			1.0	26.3					
Dry Oil-Free Air Compressor	FAW-200A/W	200	0.7	36.4	Air/Oil	3100	2000	2100	4500
			0.8	33					
			1.0	29.5					
Dry Oil-Free Air Compressor	FAW-220A/W	220	0.7	39	Air/Oil	3100	2000	2100	5000
			0.8	36.1					
			1.0	32.3					
Dry Oil-Free Air Compressor	FAW-250A/W	250	0.7	43.6	Air/Oil	3100	2000	2100	5200
			0.8	41.2					
			1.0	36.1					

Note: FAW-**W, where FAW means dry oil-free, ‘W’ means water-cooled, and A means air-cooled.

Product Characteristics

Original imported main unit

The use of original imported mainframe ensures durability and high quality, giving the most suitable performance for producing pure air.

High efficiency centrifugal fans

The use of high-efficiency centrifugal fans provides not only excellent energy efficiency, but also superior static pressure and airflow.

Intelligent Control System

Equipped with LCD display, the operation is clear and convenient; when the air compressor needs maintenance or malfunction, the display will automatically send out warning prompts to remind timely maintenance or troubleshooting.

Pure Screw Technology

PUFICO dry type oil-free air compressor adopts exclusive technology developed for low and high pressure specialised mainframe and applies special coated screw rotor to ensure the durability and efficiency of the product, and uses high quality fittings, which are capable of producing high purity compressed air.

New Moisture Separator

A large-capacity moisture separator in the cyclone method is used to remove condensate from compressed air, prolonging the life of the main unit and providing a suitable operating environment.

PLC programmable controller

PLC programmable controller is after decades of practical application test, its anti-interference ability, reliable, low failure rate, easy to operate, easy to expand the equipment, simple installation, with the self-diagnostic function, easy maintenance.

Applications: used in pharmaceuticals, semiconductors, printing, chemistry, precision coating and golf courses.

离心式空压机
Centrifugal Air Compressor



Centrifugal Air Compressor Core Components

The centrifugal compressor adopts modular design, including the main machine, cooling system, oil station system, motor, electric control system and other proprietary modules. Compact structure, reliable operation, energy saving and high efficiency, less assembly, easy installation.

Medium::	Air/Nitrogen
Pressure:	0.6～25MPa
Power:	132～14500kW
Exhaust Vol.:	25～3000m³/min



High efficiency pneumatic impeller

With Pfeifferco's design experience and extensive impeller database, the design is carried out with the aid of design software using highly efficient modelling software, CFD simulation and other means to ensure optimum interstage compression ratio distribution and stability and reliability, guaranteeing the superiority of the aerodynamic design.



High load rotor/bearing

The professionally designed rotor and bearings ensure that they can operate under reasonable oil film temperature, pressure and thickness, which effectively reduces the bearing power consumption, ensures a reasonable vibration value of the rotor, and ensures that the rated speed is set to run away from the critical speed, which enhances the stability of the whole machine.



High Performance IGV

Motorised actuators with precise control of the inlet guide vane opening drive the winged stainless steel blades, which change the precession value of the intake air and increase the operating efficiency, allowing the IGV to save up to approx. 9% of energy consumption when compressed air demand is reduced.

Cntrifugal AIR COMPRESSOR PARAMETERS

Model	Pressure (Mpa)	Exhaust Vol. (m³/min)	Power (kW)	Power (HP)	Size (L×W×H mm)	Weight (kg)
FALX50	0.6 - 8	25 - 48	132 - 263	176 - 350	3000×2000×2200	4500
FALX80	0.6 - 10	45 - 85	225 - 450	300 - 600	3550×2040×2450	8000
FALX120	0.6 - 13	78 - 123	400 - 630	535 - 840	3650×2080×2680	9300
FALX200	0.6 - 13	115 - 208	630 - 1120	840 - 1500	3750×2180×2700	11500
FALX250	0.6 - 20	175 - 260	925 - 1375	1250 - 1850	4000×2200×2750	13500
FALX300	0.6 - 25	228 - 310	1225 - 1600	1650 - 2200	4200×2320×3250	17000
FALX350	0.6 - 25	283 - 360	1500 - 1850	2000 - 2500	5000×2320×3450	18500
FALX450	0.6 - 25	350 - 500	1800 - 2350	2400 - 3150	5500×2400×3600	22500
FALX550	0.6 - 25	430 - 586	2250 - 3150	3000 - 4200	6250×4550×3550	41500
FALX1000	0.6 - 25	550 - 1015	2850 - 5000	3800 - 5750	8350×3850×3850	45500
FALX1500	0.6 - 25	920 - 1650	4500 - 7850	6000 - 10500	12500×4550×4550	62500
FALX3000	0.6 - 25	1680 - 3000	7980 - 14500	10800 - 20000	14500×5350×5350	78500
FALX550 - HB	0.3 - 1.0	436 - 586	1214 - 1758	1628 - 2390	5250×3250×2850	25000
FALX1000 - HB	0.3 - 1.0	550 - 1020	1925 - 3570	2617 - 4854	5850×3550×3150	32500
FALX1500 - HB	0.3 - 1.0	920 - 1650	3220 - 5775	4378 - 7852	6500×4350×3550	42500
FALX3000 - HB	0.3 - 1.0	1680 - 3000	5880 - 10500	7995 - 14276	7500×5350×4250	58500

移动螺杆空压机系列
Portable Screw Air Compressor Series

High Pressure Diesel/Electric Portable Screw Air Compressor Series



Product Characteristics

High reliability
Each main component adopts the products of famous enterprises at home and abroad, with reliable quality, constant pressure and stable flow rate; it realises continuous automatic adjustment of displacement, high efficiency and energy saving, stable and reliable; it is economic, pollution-free and low noise.

Large displacement, High pressure
This model has the characteristics of large displacement, high air pressure, accurate and perfect play the best critical point of the impactor, so that customers no longer worry about unstable flow and insufficient pressure in the process of using.

Integrated design
According to the ergonomics design of the gull-wing wide-open box door so that in the maintenance of the maintenance to get the best view and operating space, saving a lot of manpower and downtime brought about by the decline in productivity; equipment maintenance service part are concentrated in the body of the side of the body, can be easily approached, to ensure that the unit's regular maintenance of the rapid completion of the unit.

Optimised for extreme environments
Convenience The unit is equipped with a heavy-duty fuel filter, a large-capacity battery, and an optional fuel liquid heater to heat the cylinder through the diesel engine's cooling mini-circulation in cold areas, thus allowing you to start up without worry.

Comprehensive Monitoring
The running status of the equipment can be fully monitored; English control panel, the running status of the equipment at a glance, and is equipped with abnormal automatic shutdown function to ensure the safety of people and machines.

ECO friendly and Low noise
High-quality mainframe and axial fan, fundamentally reduce the noise generation; the vibration damper at the bottom of the mainframe effectively reduces the resonance transmission of noise; in and out of the airflow are deflected by the deflector plate to guide the flow, and the operation noise is low; equipped with high-quality sound-absorbing sponges of the full-covered design, which plays a role in noise cancellation.

Easy to operate and Maintain
Press and hold the start button to ignite and start; all kinds of safety indicators and instrument indicators operating status at a glance; unit exhaust port is ready to use, and there are a number of different sizes of interfaces, suitable for different gas equipment.

PORTABLE AIR COMPRESSOR PARAMETERS

Power Type	Model	Power (KW)	Exhaust Vol. (m³/min)	Pressure (Bar)
Diesel	FACY-6.0/7	60/80	6	7
Diesel	FACY-7.5/7	60/80	7.5	7
Diesel	FACY-9.0/7	70/95	9	7
Diesel	FACY-12.0/7	93/125	12	7
Diesel	FACY-17.0/7	132/180	17	7
Diesel	FACY-3.2/8	31/40	3.2	8
Diesel	FACY-5.0/8	60/80	5	8
Diesel	FACY-10.0/8	84/115	10	8
Diesel	FACY-13.0/8	110/150	13	8
Diesel	FACY-17.0/8	132/180	17	8
Diesel	FACY-21.0/8	160/215	21	8
Diesel	FACY-8.5/10	93/125	8.5	10
Diesel	FACY-11.0/10	100/135	11	10
Diesel	FACY-12.0/10	112/150	12	10
Diesel	FACY-15.5/10	132/180	15.5	10
Diesel	FACY-27.0/10	239/320	27	10
Diesel	FACY-32.0/10	264/355	32	10
Diesel	FACY-10.0/13	112/150	10	13
Diesel	FACY-11.0/13	132/180	11	13
Diesel	FACY-12.0/13	132/180	12	13
Diesel	FACY-13.0/13	132/180	13	13
Diesel	FACY-15.5/13	132/180	15.5	13
Diesel	FACY-17.0/13	160/215	17	13
Diesel	FACY-17.0/14.5	194/260	17	14.5
Diesel	FACY-19.0/14.5	221/300	19	14.5
Diesel	FACY-22.5/14	250/340	22.5	14
Diesel	FACY-15.0/16	160/215	15	16
Diesel	FACY-17.0/16	194/260	17	16
Diesel	FACY-20.0/16	239/325	20	16
Diesel	FACY-15.0/18	194/260	15	18
Diesel	FACY-18.5/18	250/340	18.5	18
Diesel	FACY-22.0/20	250/340	22	20
Diesel	FACY-25.5/20	294/400	25.5	20
Diesel	FACY-34.0/25	448/600	34	25

Power Type	Model	Power (KW)	Exhaust Vol. (m³/min)	Pressure (Bar)
Electric	FADY-6.0/7	37	6	7
Electric	FADY-6.2/8	45	6.2	8
Electric	FADY-8.7/10	55	8.8	10
Electric	FADY-10.6/8	55	10.6	8
Electric	FADY-10.0/13	75	10	13
Electric	FADY-12.0/8	75	12	8
Electric	FADY-15.5/8	90	15.5	8
Electric	FADY-12.0/14	90	12	14
Electric	FADY-20.0/8	110	20	8
Electric	FADY-11.5/18	110	11.5	18
Electric	FADY-15.0/14	132	15	14
Electric	FADY-14.5/18	132	14.5	18
Electric	FADY-18.0/18	185	18	18
Electric	FADY-25.5/14	185	25.5	14
Electric	FADY-20/10	132	20	10

真空泵
Vacuum Pump



OIL-INJECTED SCREW VACUUM PUMP

Product Features Adopting vacuum-specific discharge port and pressure point, flow channel design technology, can maintain low vibration and low noise operation under high vacuum degree. Tapered through-axis screw rotor with high-efficiency permanent magnet frequency inverter integrated motor, with sensitive dynamic response, can accurately adjust the vacuum level.

Parametric

Power:	4KW-200KW
Pressure:	0.1Mpa
inspiratory temperature:	30℃
pumping speed:	3.5m³/min-149.6m³/min



DRY SCREW VACUUM PUMP

Product Features The screw vacuum pump uses a pair of screws to make synchronous high-speed reverse rotation in the pump casing, which in turn generates suction and discharge. The two screws are corrected by fine dynamic balance, and there is a certain clearance between the screws, so when the pump works, there is no friction between each other, smooth operation, low noise, and no lubricant is needed in the working chamber.

Parametric

Power:	7.5～37kW
Pumping Speed:	250～1440m³/h
Pressure:	1～2Pa



OIL-FREE SCROLL VACUUM PUMP

Product Features The oil-free scroll vacuum pump is composed of pump head, motor and machine base. The pump head contains moving and fixed scroll discs, crankshaft, seals, fan and pump casing. When working, the moving and fixed scroll discs have no contact, relying on the relative operation to form a compression chamber, so that the gas is sucked in from the pumping port and discharged from the exhaust port to achieve the pumping vacuum.

Parametric

Pumping Speed:	4m³/h-604m³/h
Pressure:	1Pa
Oil:	Oil fress



Single-stage rotary vane vacuum pumps

Product Features The rotary vane pump is mainly composed of pump body, rotor, rotary vane, end cover, exhaust valve and so on. There is a cylindrical cavity in the pump body, the cavity is equipped with inlet pipe and exhaust valve, when the rotor rotates, with the help of the spring so that the top of the rotary vane is always sliding along the inner wall of the cavity, the oil film ensures that the suction chamber and the exhaust chamber between the airtightness.

Parametric

- Low noise, low vibration, smooth running, reliable and durable
- Easy to operate and maintain, low running costs
- Compact and lightweight, ideal for equipment matching
- Continuous uninterrupted operation



DOUBLE-STAGE ROTARY VANE VACUUM PUMP

Product Features Double-stage rotary vane pump consists of two compression chambers, the two chambers are connected in series before and after, and rotate in the same direction at the same speed, which is equivalent to two single-stage pumps connected in series, which improves the compression ratio, and the vacuum degree is higher than that of single-stage rotary vane vacuum pump.

Parametric

- Rotor is designed with anti-corrosion coating for corrosion resistance
- Gear pump forced constant pressure oil supply, stable operation under low vacuum
- Dual anti-oil-return valves protect vacuum systems from oil contamination after shutdowns



OIL-SEALED SCREW VACUUM PUMP

Product Features The screw vacuum pump uses a pair of screws to make synchronous high-speed reverse rotation in the pump casing to produce suction and discharge. The two screws have been corrected by dynamic balance, and there is a certain clearance between them, so there is no friction between them, and they run smoothly with low noise.

Parametric

Power:	5.5～37kW
Pumping Speed:	6.7～30.2m³/h
Pressure:	0.06Kpa

PSA制氮机
PSA NitrogenGenerator



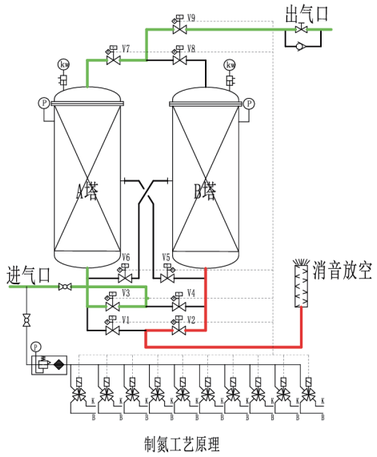

制氮工艺原理

PSA Nitrogen Generator Working Principle

The main machine of molecular sieve nitrogen generator is composed of two adsorption towers. When clean compressed air enters the inlet end of tower A and flows to the outlet end through the carbon molecular sieve, O_2, CO_2 and H_2O are adsorbed by it, and the product nitrogen flows out from the outlet end of the adsorption tower. After a period of time, the carbon molecular sieve in tower A is saturated with adsorption. At this time, the A tower automatically stop adsorption, compressed air flows into the B tower for oxygen production of nitrogen, and A tower molecular sieve regeneration. Regeneration of the molecular sieve is achieved by rapidly lowering the adsorption tower to atmospheric pressure to remove the adsorbed O_2, CO_2 and H_2O. The adsorption and regeneration are carried out alternately in two towers to complete the separation of oxygen and nitrogen and output nitrogen continuously.

Product Features

Energy-saving technology
Optimised gas distributor, streamlined adsorber design and self-compensating cylinder compression technology result in low nitrogen generator operating costs.

Reliable operation
The use of imported PLC control system, high-quality fast-opening valves, efficient and durable instrumentation and electronic control components to make the equipment run more reliably.

Low noise
Aiming at the aerodynamic and noise spectrum analysis of PSA equipment, impedance composite silencer is adopted, and at the same time, high-quality resistive sound-absorbing materials and perfect resistant structure are selected to effectively eliminate high, medium and low frequency noise.

High level of automation
Adopting Siemens PLC and configuration software, the interface is humanised design with multi-screen display function. On-line display of valve switching status, equipment operation status, product nitrogen purity, flow, temperature, dew point and other parameters, unmanned operation can be achieved. At the same time, it can communicate with DCS system remotely according to the demand.

系统流程
Nitrogen Generator System

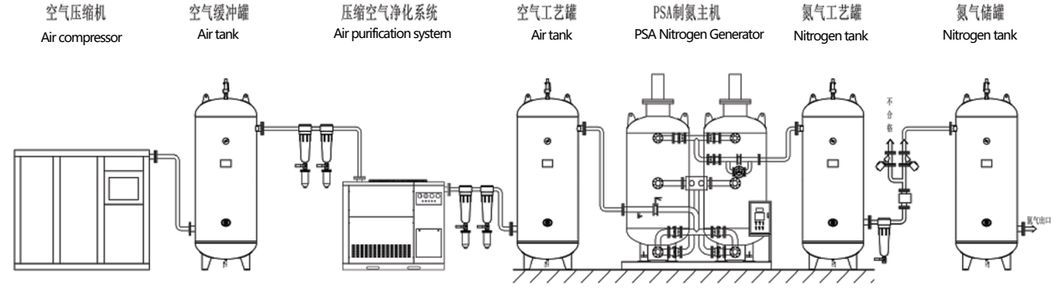

PSA NITROGEN GENERATOR PARAMETERS

NAME	Model	Purities	Air consumption (Nm^3/min)	Nitrogen production (Nm^3/h)
PSA Nitrogen Generator	FAZD95	95%	0.88-116.96	30-4000
PSA Nitrogen Generator	FAZD97	97%	0.96-128.65	30-4000
PSA Nitrogen Generator	FAZD98	98%	1.1-136.2	30-4000
PSA Nitrogen Generator	FAZD29	99%	0.82-122.81	20-3000
PSA Nitrogen Generator	FAZD295	99.5%	0.85-105.99	20-2500
PSA Nitrogen Generator	FAZD39	99.9%	0.53-94.74	10-1800
PSA Nitrogen Generator	FAZD49	99.99%	0.73-87.72	10-1200
PSA Nitrogen Generator	FAZD59	99.999%	0.92-73.68	10-800

工艺压缩机
Process Compressor



Oil-free High Pressure Oxygen Compressors

PUFCO oil-free high-pressure oxygen compressor can be used for filling high-pressure oxygen cylinders for oxygen storage and transfer, the filling pressure is divided into 15Mpa, 20Mpa, the maximum can reach 30Mpa, the filling flow rate is from 1 cubic metre per hour to 300 cubic metres per hour, especially suitable for PSA oxygen generator, it has the characteristics of clean oil-free, simple operation, reliable quality, low speed and low noise, it can run continuously for a long time, it is the best alternative to imported brands. According to the cooling method, it is divided into air-cooled model and water-cooled model, customers can choose according to the local actual situation.

Oil-free High Pressure Oxygen Compressors PARAMETERS

Model	Working Gas	Inlet Pressure Bar	Exhaust pressure Bar	Flow Rate Nm³/h	Power KW	Voltage	Intake/ Exhaust	Cooling	Weight kg	Size mm	Compression level
POW-4/4-150	Oxygen	3-4	150	4	3	380/50/3	DN15/ DN6	Air	320	1000×750 ×1050	4
POW-5/4-150	Oxygen	3-4	150	5	3	380/50/3	DN15/ DN6	Air	320	1000×750 ×1050	4
POW-6/4-150	Oxygen	3-4	150	6	3	380/50/3	DN15/ DN6	Air	320	1000×750 ×1050	4
POW-8/4-150	Oxygen	3-4	150	8	4	380/50/3	DN15/ DN6	Air	330	1000×750 ×1050	4
POW-10/4-150	Oxygen	3-4	150	10	5.5	380/50/3	DN15/ DN6	Air	340	1000×750 ×1050	4
POW-12/4-150	Oxygen	3-4	150	12	5.5	380/50/3	DN15/ DN6	Air	340	1000×750 ×1050	4

Vertical oil-free lubricated compressor

The machine has low vibration, low noise, long life of wearing parts, and can run continuously; At the same time, the compressed gas medium is pure, without secondary pollution, suitable for process gas compressors in medicine, chemical food, scientific research and other fields, and can also be used for various gas pressurization occasions in the air separation industry.



Vertical oil-free lubricated compressors

Model	Working Gas	Inlet Pressure Bar	Exhaust pressure Bar	Flow Rate Nm³/h	Power KW	Volatage	Intake/ Exhaust	Cooling	Weight KG	Size mm
POW-180/0.05-30	Oxygen	micro-positive pressure	30	180	37	380/50/3	DN100/ DN32	water	4300	2600X1850 X2400
POW-280/0.4-15	Oxygen	0.4	15	280	45	380/50/3	DN100/ DN40	water	4000	2600X1850 X2300
POW-375/0.1-2	Oxygen	micro-positive pressure	2	375	30	380/50/3	DN125/ DN80	water	4200	2600X1850 X2300
POW-400/0.1-10	Oxygen	micro-positive pressure	10	400	55	380/50/3	DN125/ DN50	water	4500	2600X1850 X2400
POW-480/0.45-10	Oxygen	0.45	10	480	75	380/50/3	DN125/ DN50	water	4600	2600X1850 X2300
POW-500/0.15-1.5	Oxygen	0.15	1.5	500	37	380/50/3	DN150/ DN100	water	3500	2600X1850 X2000
POW-500/1-7	Oxygen	1	7	500	55	380/50/3	DN125/ DN65	water	4200	2600X1850 X2300
POW-600/0.3-8	Oxygen	0.3	8	600	90	380/50/3	DN150/ DN65	water	5000	2650X1850 X2350
POW-625/0.2-4.2	Oxygen	0.2	4.2	625	75	380/50/3	DN125/ DN100	water	4500	2600X1850 X2300
POW-500/0.3-10	Oxygen	0.3	10	500	75	380/50/3	DN150/ DN50	water	4500	2650X1850 X2350
POW-1500/12-15	Oxygen	12	15	1500	30	380/50/3	DN80/ DN80	water	3800	2650X1650 X2200



Oil-free nitrogen compressors

Nitrogen booster is mainly used in gas separation and other fields, such as in chemical, food and other industries. It is clean and pollution-free, with small leakage. Accept customised production, simple control and reliable operation. The highest pressure gas can reach 75Mpa.

Parametric

Cooling method:	Air-cooled or water-cooled
Power:	≤55KW
Speed range:	300-700r/min
Flow range:	3-1000Nm³/h
Suction pressure:	≤2.5MPa
Exhaust pressure:	≤35MPa
Compression level:	1-4



Oil-free hydrogen compressors

Hydrogen compressors are mainly used in the fields of gas purification after gas separation and gas recovery. With the remarkable features of reliability, no pollution, no leakage, etc., they are widely used in chemical, food, pharmaceutical and other industries.

Parametric

Cooling method:	Air-cooled or water-cooled
Power:	≤110KW
Speed range:	200-600r/min
Flow range:	1000Nm³/h
Suction pressure:	≤8.2MPa
Exhaust pressure:	≤15MPa
Compression level:	1-4



Sulphur hexafluoride gas compressor

Parametric

Power:	≤37KW
Speed range:	400-600r/min
Flow range:	≤120Nm³/h
Suction pressure:	≤0.2MPa
Exhaust pressure:	≤6.0MPa



Carbon dioxide gas compressor

Parametric

Power:	≤260KW
Speed range:	300-680r/min
Flow range:	10-2000Nm³/h
Suction pressure:	≤6.5MPa
Exhaust pressure:	≤16MPa



Methane gas compressor

Parametric

Power:	<55KW
Speed range:	400-600r/min
Flow range:	≤500Nm³mh
Suction pressure:	≤0.2MPa
Exhaust pressure:	≤15MPa



Reciprocating process compressor

Parametric

Working Gas:	Hydrogen/ethylene/propylene/carbon dioxide etc.
Power:	≤1500kW
Flow range:	150-200m³/min
Exhaust pressure:	≤35MPa
Cooling method.	Water/Air

压缩空气净化干燥处理系统
Compressed air Treatment Equipment



Heatless regenerative adsorption dryer

The heatless regeneration adsorption dryer is based on variable pressure adsorption, in which the adsorbent adsorbs water at high partial pressure of water vapour in the mixed components, and the adsorbent adsorbs water at low partial pressure of water vapour in the environment to complete the ‘desorption’ and return to the gaseous state, and the adsorbent thus obtains the active regeneration.

Parametric

Regeneration Gas Volume:	≤12~15%
work pressure:	0.6~1.0Mpa
Intake oil content:	≤0.01ppm
Pressure dew point:	-20℃~-40℃
Desiccant:	Activated aluminium oxide or molecular sieve
working cycle:	T=4~20 min
inlet temperature:	0℃~45℃
processing capability:	1.5-210Nm³/min



Microthermal regeneration adsorption dryer

The micro-heat regeneration adsorption dryer works according to the principle of variable-temperature adsorption, i.e. the adsorbent adsorbs water at room temperature, and the water adsorbed by the adsorbent completes the ‘desorption’ and returns to the gas phase at a high temperature. The heat required for desorption is provided by an external heat source, and a portion of the finished gas is used as a heat carrier.

Parametric

Regeneration Gas Volume:	≤4~6%
work pressure:	0.4~1.0Mpa
Intake oil content:	≤0.01ppm
Pressure dew point:	-20℃~-70℃
Desiccant:	Activated aluminium oxide or molecular sieve
working cycle:	T=60~180分钟
inlet temperature:	0℃~45℃
processing capability:	1.5-210Nm³/min



Air-cooled Freeze Dryer

Refrigerated dryer through the inflow of compressed air through the heat exchanger and the cold air discharged from the evaporator for heat exchange, so that the temperature of the compressed air into the evaporator is reduced to the dew point temperature. Make the moisture cold condensation after the formation of water droplets. The moisture is separated from the air by centrifugal force and finally discharged from the automatic drain valve.

Parametric

Inlet temperature:	≤80℃ (≤45℃)
Cooling:	Air
Inlet pressure:	0.4-1.3Mpa
Pressure loss:	≤0.03Mpa
Pressure dew point:	2~10℃
Refrigerants:	R22
Processing capability:	1.5-210m³/min



Water-cooled Freeze Dryer

Parametric

Inlet temperature:	≤80℃(≤45℃)
Cooling:	Water
Inlet pressure:	0.4~1.3Mpa
Pressure loss:	≤0.03Mpa
Pressure dew point:	2~10℃
Cooling water inlet temperature	≤32℃
Refrigerants:	R22
Cooling water inlet pressure:	0.2~ 0.4Mpa
Processing capability:	1.5-210m³/min



Compression Thermal Regeneration Dryer

Zero gas consumption waste heat dryer is a new generation of conventional compression heat regeneration dryer, which uses the heat of high temperature exhaust of centrifugal/dry air compressor to directly heat the regeneration adsorbent, no regeneration gas consumption, it is a real energy-saving product.

Parametric

Air handling capacity:	45-400Nm³/min
Work Pressure:	0.4~1.0MPa
Intake oil content:	<0.01ppm
pressure dew point:	-20°C~-40°C
pressure loss:	≤0.04MPa
Cooling water pressure:	0.2~0.4MPa
desiccant:	Activated aluminium oxide or molecular sieve
working cycle:	8 hour
Inlet temperature:	>110°C
cooling water temperature	<32°C



Blast regeneration adsorption dryer

Blower regeneration adsorption dryer is a kind of energy-saving compressed air drying device, the equipment uses the external environment air blower to send in the air and a small amount of compressed air and heated for the desorption of valence, so it can save a lot of gas required for the regeneration of traditional processes.

Parametric

Air handling capacity:	22-260Nm³/min
Regeneration gas consumption:	≤0%~≤2%
control method:	Programmable time control
Absorbent:	Activated aluminium oxide or molecular sieve
Intake oil content:	≤0.1mg/m³
Pressure dew point:	-20、-40°C、-70°C
Work pressure:	0.4~1MPa
Inlet temperature:	<40°C
Environmental temperature:	≤40°C



Air Filter

1. The longer pipe wall allows water vapour and oil to be condensed more fully, and the high quality and large volume filter element makes the effect of isolating oil and water impurities even better.
2. Storing energy, stabilising compressor air pressure and relieving impact.
3. Under normal use, the life span can be up to 8000 hours.
4. No need to adjust pressure, simplify manual steps, simple installation and plug and play.

Parametric

Filter air volume:	1.2-300 Nm³/min
Filtration accuracy:	5.0ppm/1.0ppm/0.01ppm/0.001ppm